



TURNSTYLE
DESIGNS

MADE IN ENGLAND

Uniclass L4181	EPIC D181
CI/SfB (31.59)	Xt7





Introduction

Turnstyle Designs was formed in 1992 and has been designing and manufacturing unique door and furniture hardware ever since. During that time we have grown from a one man band working from a small Devon barn to one of the regions larger employers operating out of a purpose built modern factory.

All of our products are made in the UK by a team of highly skilled craftsmen and engineers, working with a broad palette of materials, from precision engineered brassware to hand stitched leather.

As well as our extensive catalogue range of products we also offer a design and manufacturing service. If you cannot find what you are looking for please contact our sales department to discuss your requirements.

Turnstyle Designs is a privately owned business; the staff are its family. We take pride in what we produce, how we look after our clients and the attention to detail that goes into every aspect of our business from production through to after sales service. Whether specifying for a client or choosing for yourself, we hope you find inspiration in the following pages.

























All copyright, design right and other intellectual property rights in our products and designs are and remain the property of Turnstyle Designs.






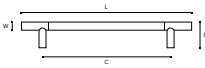







© Turnstyle Designs 2017



For our full range of furniture handles please refer to our Furniture Hardware brochure.

contents

	www.turnstyledesigns.com	4		goose neck combination Amalfine™ door levers	24
	finishes/information	5		tone Amalfine™ door levers	27
	manufacturing	6		recess Amalfine™ door levers	28
	back plate options	8		escutcheons – key hole covers	30
	rose options	9		thumb turn sets	31
	recess leather door levers	10		door stops and hardware	32
	combination leather door levers	13		solid pocket/sliding door pulls	33
	hammered recess leather door levers	15		recess leather pocket/sliding door pulls	35
	solid door levers	18		recess leather and solid lift and slide handles	36
	hammered solid door levers	21		tilt and turn window handles	37
	combination Amalfine™ door levers	22		combination T-bar handles	38

	recess and solid T-bar handles	39		custom modify	60
	combination leather door/appliance pulls	40		custom tailored	61
	goose neck combination leather door/appliance pulls	41		dimensions	62
	recess leather door/appliance pulls	44		index	66
	hammered recess leather door/appliance pulls	48			
	solid door/appliance pulls	50			
	hammered solid door/appliance pulls	51			
	combination Amalfine™ door/appliance pulls	52			
	goose neck combination Amalfine™ door/appliance pulls	54			
	recess Amalfine™ door/appliance pulls	56			

Please be sure to visit our incredible new website, updated monthly with new products and designs and with beautifully shot, informative manufacturing films.

For pricing, specification sheets and to see every one of our 20,000 plus design and finish options by using our amazing configuration tool.



First select your design from our door or cabinet handles, you can filter by material or finish to hone your choice.



Then chose from up to seven different, diverse metal finishes.



Finally select the grip finish in Amalfine, Leather or Metal.

Save it, print it or pin it for later.



Amalfine™



Cocoa (CO)



Black Bronze (BB)



Alupewt (AP)



Silver Bronze (SB)



Bone (BN)

SPECIAL ORDER
Minimum quantities apply,
smooth designs only.



Sand (SA)

Shagreen designs only.

Leather Amalfine™



Mocha (MO)



Espresso (ES)

Shell Finish (Recess Shell range)



Mother of Pearl
(MP)

Leathers



Chestnut (CN)

Supplied with a
natural thread.



Chocolate (CT)

Supplied with a dark brown
thread.



Black (BL)

Supplied with a
black thread.



Tan (TA)

Supplied with a
natural thread.



Slate (GC)

Supplied with a
silver thread.



White (BW)

Supplied with a
white thread.

SPECIAL ORDER
Minimum quantities apply.

Woven Leathers

Woven Leather designs only.



Tobacco
(TC)



Flint Grey
(FG)



Whisky
(WK)



Raven
Black (RV)

Living Finishes

Some of Turnstyle's brass finishes are described as 'Living Finishes'. This means they will develop their own individual patina over time as they react with their environment. Some colour and texture variation should be expected as these finishes are created by hand.

Once installed a number of factors such as handling, age and environment will lead to gradual wear and oxidation, resulting in each piece developing a unique character and elegance. This is a natural process and is a feature not a fault of the base material or finishing technique.

Brass Finishes



Bright Chrome (BC)

Nickel base with Chrome top
coat. Our most durable finish,
suitable for exterior.



Satin Nickel (SN)

A beautiful subtle finish, flat
satin with no brushwork
marking.



Polished Nickel (PN)

Thickly applied nickel,
unlacquered to bring out the
best of the soft nickel tones.



Polished Brass (PU)

Polished brass, pure and simple,
expertly hand polished with
nothing added to allow a natural
aging process. Living Finish.

Brass Finishes



Fine Antique Brass (FA)

Hand polished and patinated
to age the brass, expertly
distressed to bring out
highlights and hand waxed for
a durable finish. Living Finish



Vintage Nickel (VN)

Patinated nickel, followed
by hand distressing and wax
polishing.
Living Finish.



Vintage Patina (VP)

Hand polished brass, patinated
to a dark rich finish and lightly
distressed for contrast. Finished
with hand applied beeswax.
Living Finish.

Hammered Brass Finishes



Burnished Brass (BH)

Developed for the hammered
range, worked by hand to
distress, patinated and finished
with beeswax.



Burnished Nickel (NH)

Labour intensive, developed
for the hammered range,
polished nickel, worked by
hand to distress, and finished
with wax.

manufacturing

Design

For Turnstyle's own extensive catalogue range of products, all design work is done in house. Conceptualised and designed by husband and wife team and owners Steve and Christina Roberts. The designs are then redrawn in CAD files, and rendered, most designs are then 3D printed to check dimensions and designs. Once approved masters will be produced for Amalfine casting, prototypes are then produced for market feedback before being launched and stocked.

Leather

Our leather is brought from some of the finest tanneries in the world in Tuscany, Italy. Only the very best full grained (top and strongest section), vegetable tanned (all natural), drum dyed, bridle or saddle leather. The cows are reared outdoors where the farmers do not use barbed wire, which dramatically reduces the scarring (the cows also prefer it).

Leather like all natural materials will change with age, according to the situation, exposure to sunlight and usage or lack of. The more you use it, the better it looks, the oils from your hands feed the leather and create a unique patina. Like an old handbag or briefcase the character of the leather gets richer with age.

Colour Variation

Vegetable tanning is an art rather than a science, please allow for some variations in colour from batch to batch and even from hide to hide in some cases. This is all part of the charm of using such a beautiful and natural material.

Wear and Care

As with a good handbag or pair of shoes the leather will appreciate being fed from time to time, we recommend twice a year with a natural beeswax polish, or we can supply a recommend polish if you wish.

Do not clean with solvents or chemicals, as this will not only affect the leather but also soak through and destroy the glue. Scratches and dents can be removed by a simple "boning" process that brings the oils back to the surface and repairs by simply working the leather area in circular motions with a boning tool (or the back of a spoon).

Brasswork

Turnstyle uses a host of manufacturing processes to produce the very best result for each design and product. These include CNC machining, turning, milling, forging, investment casting and extrusion. All carried out by highly skilled precision engineers.



Metal finishing

Turnstyle uses high quality solid brass for production as this is the only material that will allow us to produce such a broad pallet of plated and patinated finishes. We currently produce three stocked plated finishes and five hand patinated "living" finishes as well as many other custom finishes.



If the leather gets dirty use a small amount of soapy water, let it dry and finish with a natural wax. Try and remove dust if the handles are not being used, as dust dries out the leather.

With a small amount of care your handles will last for years and years to come.

Amalfine™

Amalfine™ – our proprietary composite blends have become one of our trademarks.

Incredibly versatile and durable, each piece is hand cast and finished and will pass through at least eight pairs of hands before being finally packed for dispatch. Every piece is unique with its own individually crafted character and charm.

The finishes in the Amalfine™ range are more like materials than finishes, the colour runs throughout the design so unlike a surface finish it cannot wear off. Not suitable for exterior use.

Amalfine™ Production

Using highly flexible silicone rubber moulds we are able to reproduce finger print detail from the masters we cast from and de-mould the parts without a seam.

After de-moulding, each design is carefully machined down to remove excess material and where applicable to accurately fit its brass partner.

After around 6-8 hours of various polishing stages the beautiful lustre will remain for many years to come.

Every piece is unique with its own individually crafted character and charm.

Turnstyle also offer a Custom Casting and finishing service. For better understanding of the process visit our website and view the production movies; www.turnstyledesigns.com



Quality - 8 pairs of hands

Apart from the final quality control that every product goes through, every Turnstyle handle will go through at least eight pairs of hands during its creation and each of those pairs of hands are trained to inspect along the way. Our quality is second to none, which is why our complaints department is also our Managing Director Steve Roberts.



back plate options

All door levers are available with the below back plates, configured lever up or lever down (for the USA). Please specify key hole profile and centre or thumb turn and centre size when ordering. All levers are available in mixed pairs (by finish and design) please specify handing when ordering. Back plates are cast from solid brass and available in all finishes.



Fineset plate
240 x 32 x 9mm




Rectangle plate
260 x 47 x 10mm



Slimline plate
254 x 41 x 10mm

door lever rose options

All our European roses are sprung loaded, through bolted, (horizontal or vertical) for extra security and fixing, levers are attached to roses and supplied with 8mm piercing spindles. NB standard kits are supplied for 45mm thick doors, cut down through bolts to accommodate 35mm doors. Please specify for thicker doors, kits available for doors up to 100mm door thickness.



52mm round rose



52mm scallop rose



52mm square rose



52mm privacy rose



52mm square privacy rose



58mm Round rose. Designed for large recess leather barrel.

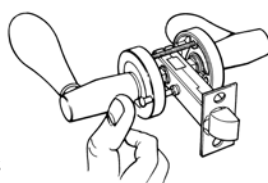


2 Part Pre Bore 62mm USA round rose. Comes complete with easy to fit sprung loaded pre bore kit and tubular latch. Also available with push button privacy option.



2 Part Pre Bore 62mm USA square rose. Comes complete with easy to fit, sprung loaded pre bore kit and tubular latch. Also available with push button privacy option.

Available with all rose options. Easy to fit, discreet locking solution for bedrooms and bathrooms. Set includes lockable tubular latch and lever set of your choice. Simply push the button on the rose from the interior to lock exterior lever, depress interior lever to release. Back set 60mm.



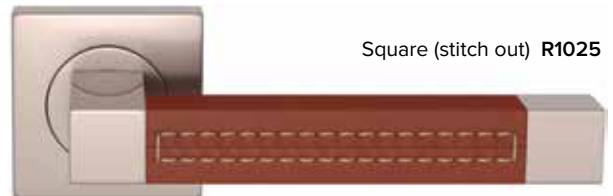
recess leather door levers

Contemporary 25mm square profile with edges hand polished for a softer grip. Solid brass with hand stitched and bonded Italian leather grips, stitch in or out – you chose.

Shown here in Chestnut Leather with Satin Nickel.




Ski **R1022**




Square (stitch out) **R1025**



Square (stitch in) **R1021**



Radius Square (stitch out) **R1941**



Radius Square (stitch in) **R2030**


Above images are computer generated renders, please allow for some variation from actual product.

Dimensions index **p62**. For full technical specifications contact our sales department or visit www.turnstyledesigns.com


recess leather door levers

Machined brassware with standard 19mm grips or the new oversized 22mm Large Barrel for larger doors or hands. Available in all our beautiful leather finishes combined with our diverse choice of metal finishes.

Shown here in Chestnut Leather with Satin Nickel.



Barrel (stitch out) **R1024**



Large Barrel (stitch out) **R3073**
on 58mm rose



Barrel (stitch in) **R1018**




Large Barrel (stitch in) **R3083**
on 58mm rose



Barrel Short (stitch out) **R1023**



Barrel Short (stitch in) **R1020**



Woven Leather Barrel **R2076**
Shown here in Tobacco Woven leather.

Above images are computer generated renders, please allow for some variation from actual product.

Dimensions index p62. For full technical specifications contact our sales department or visit www.turnstyledesigns.com




Photo courtesy of Nicky Dobree
www.nickydobree.com

combination leather door levers


Slimmer Tubes or ergonomic oval grips. Goose neck levers come with profiled Scallop roses to match. Solid cast brass, with hand stitched, vegetable tanned, hardy leather grips. Shown here in Chestnut Leather with Satin Nickel.



Tube (stitch out) **C1012**




Tube (stitch in) **C1000**




Goose Neck Tube (stitch out) **CF2992**



Goose Neck Tube (stitch in) **CF2987**



Oval Angle (stitch out) **C1414**



Oval Angle (stitch in) **C1013**



Above images are computer generated renders, please allow for some variation from actual product.

Dimensions index p62. For full technical specifications contact our sales department or visit www.turnstyledesigns.com



Shown here – Hammered door
levers in Burnished Brass.


hammered recess leather door levers

Individually hand hammered brass body and caps, with hand stitched leather work, globally you will not find many other door levers have this much hand work. Custom handles made to order.. in England...for you.

Shown here in Slate Grey Leather with Burnished Nickel.




Barrel (stitch out) hammered **HR1024**



Square (stitch out) hammered **HR1025**



Barrel (stitch in) hammered **HR1018**



Square (stitch in) hammered **HR1021**



Barrel Short (stitch out) hammered **HR1023**



Barrel Short (stitch in) hammered **HR1020**

Above images are computer generated renders, please allow for some variation from actual product.

Dimensions index p62. For full technical specifications contact our sales department or visit www.turnstyledesigns.com



Shown here – C1012 in Chestnut
Leather and Satin Nickel.



solid door levers

Twelve beautiful and diverse designs made in solid brass, hand polished and finished in a choice of our seven beautiful metal finishes. Plated or patinated, see p.5 for options.

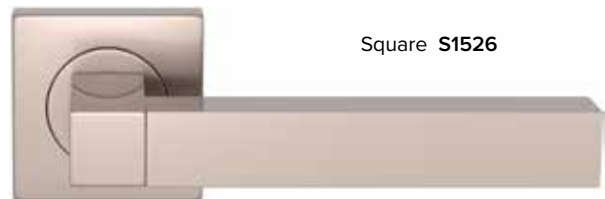
Shown here in Satin Nickel.




Oval Angle **S1429**



Square **S1526**




Barrel **S1333**



Ski **S1022**



Three Part Barrel **S2037**



Bridge **S5004**



Above images are computer generated renders, please allow for some variation from actual product.

Dimensions index p62. For full technical specifications contact our sales department or visit www.turnstyledesigns.com



Plain **S1002**



Goose Neck Plain **SF3023**



Tube **S1332**




Goose Neck Tube **SF3015**



Flute **S3240**



Goose Neck Flute **SF3260**



Above images are computer generated renders, please allow for some variation from actual product.


Dimensions index p62. For full technical specifications contact our sales department or visit www.turnstyledesigns.com



hammered solid door levers

It takes a lot of skill and many hours of hard work to produce our hammered door handles. Hand polished, then hammered before being hand burnished, patinated and waxed, or plated. Functional artwork, engineered to last.

Shown here in Burnished Brass.



Square hammered **HS1526**



Barrel hammered **HS1333**



Ski hammered **HS1022**



Three Part Barrel hammered **HS2037**



Bridge hammered **HS5004**



Tube hammered **HS1332**



Goose Neck Tube hammered **HF3015**


Above images are computer generated renders, please allow for some variation from actual product.

Dimensions index p62. For full technical specifications contact our sales department or visit www.turnstyledesigns.com


combination Amalfine™ door levers

Ten distinctly different door lever designs, hand cast in our trademark Amalfine™ composites. Tactile as well as durable, our Amalfine™ materials are not finishes but solid blends of metals and marbles, each polished for hours to produce a beautifully subtle sheen.


Shown here in Alupewt with Bright Chrome.




Plain D1002



Faceted Tube D3280



Tube D1332



Flute D3240



Ringtail D1006

Above images are computer generated renders, please allow for some variation from actual product.

Dimensions index p62. For full technical specifications contact our sales department or visit www.turnstyledesigns.com

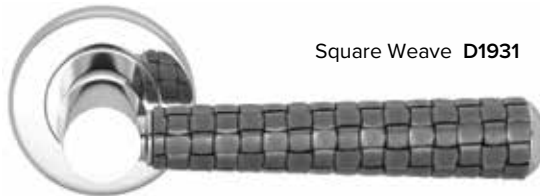
combination Amalfine™ door levers




Bamboo D1001




Bullet D3200



Square Weave D1931



Braided Cord D1822



Shagreen Tube D2005


Above images are computer generated renders, please allow for some variation from actual product.

Dimensions index p62. For full technical specifications contact our sales department or visit www.turnstyledesigns.com

goose neck combination Amalfine™ door levers

The soft, angular goose neck coupled with its matching scallop rose, produces longer more elegant door lever options. Available with all our Amalfine™ material options and complimentary metal finishes. Check out our website to configure and view every option available.

Shown here in Silver Bronze with Polished Brass.



Plain DF3025



Faceted Tube DF3270



Tube DF3015



Flute DF3260



Ringtail DF2997

Above images are computer generated renders, please allow for some variation from actual product.

Dimensions index p62. For full technical specifications contact our sales department or visit www.turnstyledesigns.com

goose neck combination Amalfine™ door levers




Bamboo DF3009



Bullet DF3290



Square Weave DF1941



Braided Cord DF1854



Shagreen Tube DF2988

Above images are computer generated renders, please allow for some variation from actual product.

Dimensions index p62. For full technical specifications contact our sales department or visit www.turnstyledesigns.com



Shown here – DF3290 in Alupewt and Vintage Nickel.

tone Amalfine™ door levers

Deliberately large (see size charts at the rear of the brochure) bold
Amalfine™ grips that will make a contemporary statement on any door.
Shown here in Cocoa with Polished Nickel.



Above images are computer generated renders, please allow for some variation from actual product.

Dimensions index p62. For full technical specifications contact our sales department or visit www.turnstyledesigns.com

recess Amalfine™ door levers

A more contemporary profile and design stable of Amalfine™ grips set on our solid brass barrel profile. From our very popular Shagreen to the industrial Wire, transitional designs to suit most settings.

Shown here in Silver Bronze with Vintage Nickel.




Wire **P2702**



Banded Barrel **P2771**



Faceted Barrel **P1440**




Chesterfield **P2670**



Above images are computer generated renders, please allow for some variation from actual product.

Dimensions index **p63**. For full technical specifications contact our sales department or visit www.turnstyledesigns.com



Barrel **P1333**



Bamboo Barrel **P2856**



Shagreen **P1019**



Rough Cut **P1015**

Above images are computer generated renders, please allow for some variation from actual product.

Dimensions index p63. For full technical specifications contact our sales department or visit www.turnstyledesigns.com

escutcheons – key hole covers

Solid brass to match all our rose profiles and sizes.
Shown here in Satin Nickel.



Euro Square **S1424**
52mm



Slotted Square **S1672**
52mm



Euro **S1421**
Ø52mm



Slotted **S1422**
Ø52mm



Euro Scalloped **S1426**
Ø52mm



Slotted Scalloped **S1428**
Ø52mm



Euro 58 Round **S1450**
Ø58mm



Slotted 58 Round **S1478**
Ø58mm



Blank **S1423**
Ø52mm



US Mortice cylinder collar and turn **S2764**
52mm



US Mortice cylinder collar and turn **S1630**
Ø52mm



Above images are computer generated renders, please allow for some variation from actual product.

Dimensions index p63. For full technical specifications contact our sales department or visit www.turnstyledesigns.com

Turn and release sets for tubular or mortice bolts, half moon or snib turns set on roses to match your door levers.
Shown here in Satin Nickel.



Half moon turn and release set **S1420**
52mm



Snib turn and release set **S1046**
52mm



Half moon turn and release set **S1042**
Ø52mm



Snib turn and release set **S1041**
Ø52mm



Scalloped Half moon turn and release set **S3010**
Ø52mm



Scalloped Snib turn and release set **S3043**
Ø52mm



Half moon turn and release set **S1071**
Ø58mm



Snib turn and release set **S1076**
Ø58mm



Hammered Half moon turn and release set **HS1420**
52mm



Hammered Half moon turn and release set **HS1042**
Ø52mm

Above images are computer generated renders, please allow for some variation from actual product.

Dimensions index p63. For full technical specifications contact our sales department or visit www.turnstyledesigns.com

door stops and hardware

Shown here in Satin Nickel.



Hooded door stop **X1123**



Round (wall mounted) magnetic door stop **X2046**



Pedestal door stop **X1125**



Square (wall mounted) magnetic door stop **X2596**



Wall or floor mounted door stop **X1124**



Silent cabin hook **X1126**



Flush lever bolt **X1121**

Above images are computer generated renders, please allow for some variation from actual product.

Dimensions index p63. For full technical specifications contact our sales department or visit www.turnstyledesigns.com

solid pocket/sliding door pulls

A choice of fixed or turning flush hardware, precision engineered to compliment your sliding or folding doors. Locks and latches also available.

Shown here in Satin Nickel.



Round revolving flush pull **S1954**



Round fixed flush pull **S2829**



Pocket edge door pull **S1407**



Rectangle flush pull **S1955** turn




Rectangle flush pull **S1955** coin release



Rectangle flush pull **S1955** blank



Slimline flush pull **S1920**



Push button sliding door lock and pull **K2692**



Push button sliding door pull **K2693**



Sliding door privacy lock **K1500**

Above images are computer generated renders, please allow for some variation from actual product.

Dimensions index p63. For full technical specifications contact our sales department or visit www.turnstyledesigns.com



Shown here - R3123 in Chestnut
Leather and Bright Chrome

recess leather pocket/sliding door pulls

Recessed engineered brassware set with our Italian bridle leather on the R2829, R3123 and R3150. The other designs are inlayed with faux leather, which gives the look and feel of leather inlay but prevents marking from fingernails... beautiful and practical... we think about what we make.

Shown in Chocolate leather or Black Tea faux leather with polished brass.



Round revolving flush pull **C1954**



Round fixed flush pull **R2829**



Rectangle flush pull **R1955** turn



Rectangle flush pull **R1955** coin release



Rectangle flush pull **R1955** blank



Bordered recess leather flush pull **R3123**



Recess leather flush pull **R3150**



Slimline flush pull **C1959**

Above images are computer generated renders, please allow for some variation from actual product.

Dimensions index p63. For full technical specifications contact our sales department or visit www.turnstyledesigns.com

recess leather and solid lift and slide handles

Rectangle or oval profile through bolt rose options, these large 25mm diameter pulls are designed for lift and slide patio type doors or windows. Check with your manufacturer for suitability, also available with euro profile lock rose options. Solid barrel also available.

Shown here in Chocolate Leather with Satin Nickel.



Solid Barrel
S2898



Barrel
(stitch out)
R2696




Barrel
(stitch in)
R2846



Barrel
(stitch in)
R2962



Square Neck
Barrel
(stitch out)
R2661



Square Neck
Barrel
(stitch in)
R2749

Above images are computer generated renders, please allow for some variation from actual product.

Dimensions index p63. For full technical specifications contact our sales department or visit www.turnstyledesigns.com

tilt and turn window handles

Use any of our door levers in conjunction with our tilt and turn window mechanisms and roses, designed to work with most multipoint casement window systems. Shown here a selection of design options.



Barrel
(stitch in)
R1101



Rough Cut
Barrel
P1099



Goose Neck
Bamboo
DF1329



Square
Solid
S2545



Goose Neck
Shagreen
DF2534



Oval Angle
(stitch Out)
C2526



Three Part
Barrel Solid
S2541



Goose Neck
Plain
DF1391

Above images are computer generated renders, please allow for some variation from actual product.

Dimensions index p63. For full technical specifications contact our sales department or visit www.turnstyledesigns.com

combination T-bar handles

Machined with an 8mm spindle follower to work on espagnolette systems.

Elegantly wasted bodies with tapered grips in leather, brass or Amalfine.

Shown here on 52mm round rose in Fine Antique Brass with Cocoa or Chocolate Leather.



Solid Tube **S1686**



Tube (stitch in) **C1481**



Tube (stitch out) **C1290**



Shagreen **D2584**



Bamboo **D1291**



Faceted Tube **D1811**



Tube **D1686**

Above images are computer generated renders, please allow for some variation from actual product.

Dimensions index **p63**. For full technical specifications contact our sales department or visit www.turnstyledesigns.com

recess and solid T-bar handles

Solid brass, Amalfine or leather grips on a simple barrel base, also available in a smaller cabinet handle option to match. (see Cabinet handle brochure)

Shown here on 52mm round rose in Polished Brass with Black Bronze or Black Leather.



Solid Barrel
S2017



Recess Leather
Barrel (stitch in)
R1913



Recess Leather
Barrel (stitch out)
R1911



Recess Amalfine™
Barrel **P2017**



Recess Amalfine™
Rough Cut **P2359**



Recess Amalfine™
Shagreen **P1912**



Recess Amalfine™
Wire **P2361**



Recess Amalfine™
Woven **P2230**



Recess Amalfine™
Faceted **P3408**

Above images are computer generated renders, please allow for some variation from actual product.

Dimensions index p64. For full technical specifications contact our sales department or visit www.turnstyledesigns.com

combination leather door/appliance pulls

Four variations on our popular Leather Tube design, with through bolt, face fixed or back to back fixings. Available in all our luxurious leather grips and complimentary brass finishes. Shown here in Chocolate Leather with Fine Antique Brass.



Tube Split (stitch in)
C1608



Tube Split (stitch out)
C1607



Tube Long (stitch in)
C1416



Tube Long (stitch out)
C1611

Above images are computer generated renders, please allow for some variation from actual product.

Dimensions index p64. For full technical specifications contact our sales department or visit www.turnstyledesigns.com

goose neck combination leather door/appliance pulls

Simple elegant pulls for cupboards, doors and appliances.

Shown here in Chocolate Leather with Fine Antique Brass.



Tube Long (stitch in)
CF1416



Tube Long (stitch out)
CF1611



Tube Split (stitch in)
CF1608



Tube Split (stitch out)
CF1607

Above images are computer generated renders, please allow for some variation from actual product.

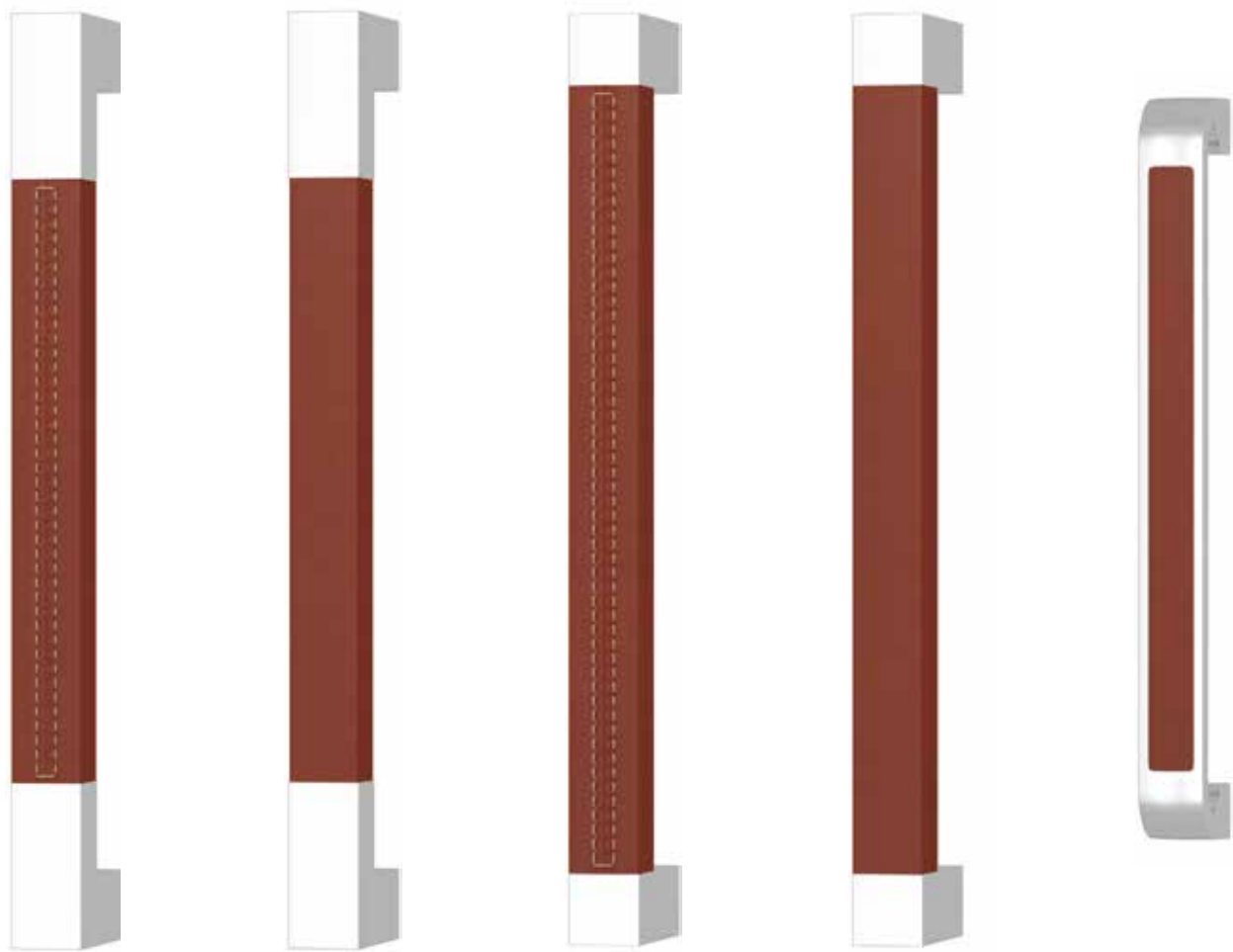
Dimensions index p64. For full technical specifications contact our sales department or visit www.turnstyledesigns.com





recess leather door/appliance pulls

Solid 25mm brass square section, available in three standard lengths.
Hand stitched with durable vegetable tanned leather grips. Available with fittings for timber or glass doors. Square profile cabinet handles are available to match... see our cabinet handle brochure or website.
Shown here in Chestnut Leather with Bright Chrome.



Square Short (stitch out)
R1072 □ 25mm (1")
Sizes available (centres)



Square Short (stitch in)
R1067 □ 25mm (1")
Sizes available (centres)



Square Long (stitch out)
R1074 □ 25mm (1")
Sizes available (centres)



Square Long (stitch in)
R1068 □ 25mm (1")
Sizes available (centres)




Ski **R1592**

Above images are computer generated renders, please allow for some variation from actual product.

recess leather door/appliance pulls


Our best selling door pull range, available in three diameters, stock sizes from 200mm to 1500mm centres as well as custom lengths of whatever you want. Through bolted or back to back fitting, the Barrel is a design classic and comes with matching cabinet handles in a range of sizes and diameters. Shown here in Chestnut Leather with Bright chrome.



Slim Barrel (stitch out)
R1073 Ø19mm

Slim Barrel (stitch in)
R1069 Ø19mm


Sizes available (centres)



Barrel (stitch out)
R1075 Ø25mm

Barrel (stitch in)
R1070 Ø25mm


Sizes available (centres)



Large Barrel (stitch out)
R2598 Ø32mm

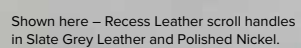
Large Barrel (stitch in)
R2645 Ø32mm

Sizes available (centres)



Above images are computer generated renders, please allow for some variation from actual product.


Dimensions index p64. For full technical specifications contact our sales department or visit www.turnstyledesigns.com



recess leather door/appliance pulls

New for 2017, coffin leg scroll door pulls to match our popular Scroll cabinet handles. Simple and contemporary pulls available in two lengths with a 22mm diameter grip. Also shown our luxurious woven leather door pulls, flat strips of leather woven into a tube and bonded onto 22mm or 16mm grips, available in four distinct woven leather finishes.

Shown here in Slate Grey and Flint Grey Leather with Satin Nickel



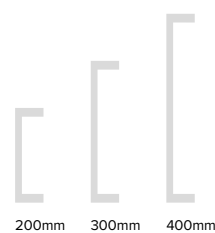
Coffin leg Scroll (stitch in)
R1120 Ø22mm
Sizes available (centres)



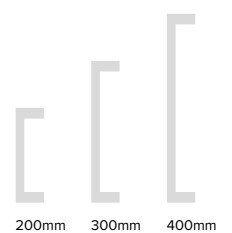
Coffin leg Scroll (stitch out)
R1133 Ø22mm
Sizes available (centres)



Slim Woven Barrel
R2235 Ø16mm
Sizes available (centres)



Woven Barrel
R2077 Ø22mm
Sizes available (centres)




Above images are computer generated renders, please allow for some variation from actual product.

Dimensions index p64. For full technical specifications contact our sales department or visit www.turnstyledesigns.com

hammered recess leather door/appliance pulls

Hand hammered ends finishing off our luxurious leather grips, stitched in or out and bonded.
Shown here in Black Leather with Burnished Nickel.



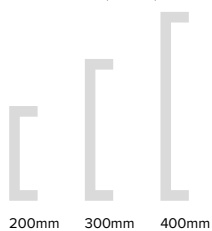
Above images are computer generated renders, please allow for some variation from actual product.

Dimensions index p64. For full technical specifications contact our sales department or visit www.turnstyledesigns.com

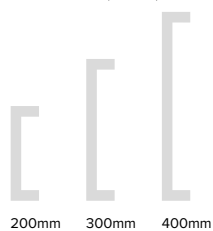
hammered recess leather door/appliance pulls



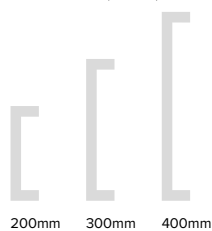
Square Short (stitch out)
HR1072 □ 25mm (1")
Sizes available (centres)



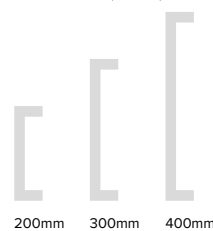
Square Short (stitch in)
HR1067 □ 25mm (1")
Sizes available (centres)



Square Long (stitch out)
HR1074 □ 25mm (1")
Sizes available (centres)



Square Long (stitch in)
HR1068 □ 25mm (1")
Sizes available (centres)



Above images are computer generated renders, please allow for some variation from actual product.

Dimensions index p64. For full technical specifications contact our sales department or visit www.turnstyledesigns.com

solid door/appliance pulls

Goose neck, combination or recess – solid, simple and reliable.

Shown here in Bright Chrome, NB Plain design only available in BC, SN, PN.



Goose Neck Plain **SF1593**



Goose Neck Tube **SF1600**



Plain **S1593**



Tube **S1600**

Above images are computer generated renders, please allow for some variation from actual product.

Dimensions index p64. For full technical specifications contact our sales department or visit www.turnstyledesigns.com

hammered solid door/appliance pulls

Hand hammered brassware, each piece is unique and made to order, matching cabinet pulls are also available, see our cabinet handle brochure or website.

Shown here in Polished Nickel




Hammered Tube
HS1600



Hammered Goose Neck Tube
HF1600



Hammered Solid Barrel
HS1340 Ø25mm
Sizes available (centres)



Solid Barrel
S1340 Ø25mm
Sizes available (centres)



Above images are computer generated renders, please allow for some variation from actual product.

Dimensions index p65. For full technical specifications contact our sales department or visit www.turnstyledesigns.com

combination Amalfine™ door/appliance pulls

Seven distinctive designs, hand cast in Amalfine to pick up every tiny detail, check out the multitude of combinations on our configurable website and see videos how they are made.

Shown here in Cocoa with Vintage Patina.



Plain **D1593**



Tube **D1600**



Braided Cord **D1920**



Above images are computer generated renders, please allow for some variation from actual product.

Dimensions index p65. For full technical specifications contact our sales department or visit www.turnstyledesigns.com

combination Amalfine™ door pulls



Bamboo **D1059**



Shagreen **D2631**



Square Weave **D1959**



Faceted Tube **D1858**

Above images are computer generated renders, please allow for some variation from actual product.

Dimensions index p65. For full technical specifications contact our sales department or visit www.turnstyledesigns.com

goose neck combination Amalfine™ door/appliance pulls

Suitable for doors, cupboards or fridges and
available with matching door and window levers.
Shown here in Black Bronze with Polished Nickel.



Plain **DF1593**



Tube **DF1600**



Square Weave **DF1959**



Braided Cord **DF1920**

Above images are computer generated renders, please allow for some variation from actual product.

Dimensions index p65. For full technical specifications contact our sales department or visit www.turnstyledesigns.com



Bamboo **DF1059**



Shagreen **DF2631**



Faceted Tube **DF1858**

Above images are computer generated renders, please allow for some variation from actual product.

Dimensions index p65. For full technical specifications contact our sales department or visit www.turnstyledesigns.com

recess Amalfine™ door/appliance pulls

Six of our best selling Amalfine grip designs, beautifully finished in our Amalfine and metal finishes. Tactile and durable these bold designs will be the finishing touch on any project. Available in our full complimentary range of door levers and cabinet handles.

Shown here in Alupewt with Vintage Nickel.



Barrel P1340
Ø25mm
Sizes available (centres)



Rough Cut P1076
Ø25mm
Sizes available (centres)



Faceted Barrel P2645
Ø25mm
Sizes available (centres)



Above images are computer generated renders, please allow for some variation from actual product.

Dimensions index p65. For full technical specifications contact our sales department or visit www.turnstyledesigns.com

recess Amalfine™ door/appliance pulls



Wire P2991
Ø25mm
Sizes available (centres)



Shagreen P1079
Ø25mm
Sizes available (centres)



Bamboo P2876
Ø25mm
Sizes available (centres)



Above images are computer generated renders, please allow for some variation from actual product.

Dimensions index p65. For full technical specifications contact our sales department or visit www.turnstyledesigns.com



Shown here – P1079 in Alupewt and Satin Nickel.
Photo courtesy of McCarron and Co
www.mccarronandco.com

recess Amalfine™ door/appliance pulls

By popular demand, the recess pulls are now available in multi-grip options, either face fixed or back to back. Six designs available.

Shown here in Black Bronze with Fine Antique Brass.

Sizes available (lengths)



Above images are computer generated renders, please allow for some variation from actual product.

modify

Customising designs for clients by using existing stock components.


A cost effective way to enable a client to have a unique, bespoke design by using some of Turnstyles' stocked components and modifying material, grips or finish and thereby benefiting from both price and delivery times.

There are several ways of achieving this... here are the main areas:



Custom Leather

Clients can free issue their leather to apply to an existing design or modify our stitch colour or style.



Custom Grip

Create your own grip for any of our hardware, and choose your own materials and lengths.



Custom Metal

Alongside our standard metals we have a range of custom finish options including Rose Gold, Vintage Copper and Silver Plate.




If you are not able to find something to suit your project in either our catalogue range or via the Modify process we will be happy to discuss developing and manufacturing your vision from start to finish. We have the capabilities and know-how to manufacture most types of door hardware, however complex, and have been the manufacturer of choice for some of the most prestigious and demanding clients in the world, including a number of Superyacht builders.

We understand the demands put on door and cabinet hardware and will ensure that your design not only looks a million dollars but it is also built to last and function smoothly.

In the first instance please contact our custom design department at our head office and ask for Alex Foster on + 44 (0)1271 325 325 or email alex@turnstyledesigns.com. Alex will discuss the project, designs and suitability (to develop time scales and budget indications) from prototyping to full delivery.

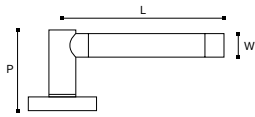


A sample of the work we have made in recent years. Each custom piece belongs to the client that commissioned it, so we cannot repeat these designs.



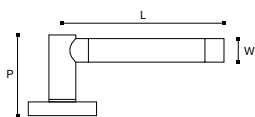
Dimensions

page 10 recess leather door levers



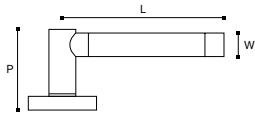
	C	L	P	W
R1022	-	113	61	25
R1025	-	126	62	19
R1021	-	126	62	19
R1941	-	126	62	19
R2030	-	126	62	19

page 11 recess leather door levers



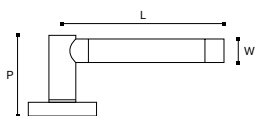
	C	L	P	W
R1024	-	123	62	19
R1018	-	123	62	19
R1023	-	123	62	19
R1020	-	123	62	19
R3073	-	144	64	22
R3083	-	144	64	22
R2076	-	123	62	19

page 13 combination leather door levers



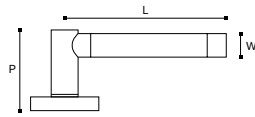
	C	L	P	W
C1012	-	117	63	20
C1000	-	117	63	20
C1414	-	116	61	24
C1013	-	116	61	24
CF2992	-	128	70	20
CF2987	-	128	70	20

page 15 hammered recess leather door levers



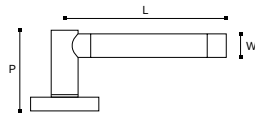
	C	L	P	W
HR1024	-	123	62	19
HR1018	-	123	62	19
HR1023	-	123	62	19
HR1020	-	123	62	19
HR1025	-	126	62	19
HR1021	-	126	62	19

page 18 solid door levers



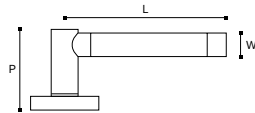
	C	L	P	W
S1429	-	116	61	20
S1333	-	124	62	19
S2037	-	124	62	19
S1526	-	125	62	19
S1022	-	112	61	25
S5004	-	123	60	26

page 19 solid door levers



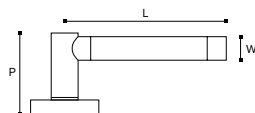
	C	L	P	W
S1002	-	117	71	35
S1332	-	117	63	20
S3240	-	124	66	25
SF3023	-	128	77	35
SF3015	-	127	69	20
SF3260	-	134	71	25

page 21 hammered solid door levers



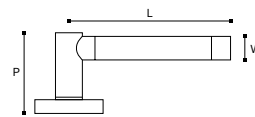
	C	L	P	W
HS1526	-	125	62	19
HS1022	-	112	61	25
HS5004	-	123	60	26
HS1333	-	124	62	19
HS2037	-	124	62	19
HS1332	-	117	63	20
HF3015	-	128	69	20

page 22 combination Amalfine™ door levers



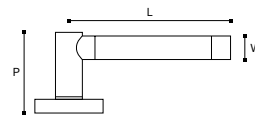
	C	L	P	W
D1002	-	116	71	35
D1332	-	117	63	20
D3280	-	115	64	20
D3240	-	124	66	25
D1006	-	117	66	25

page 23 combination Amalfine™ door levers



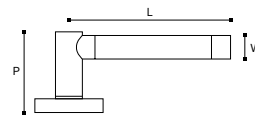
	C	L	P	W
D1001	-	113	66	25
D1931	-	117	64	21
D1882	-	117	64	21
D2005	-	112	64	21
D3200	-	139	68	30

page 24 goose neck combination Amalfine™ door levers



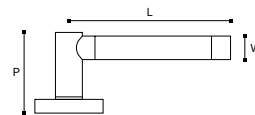
	C	L	P	W
DF3025	-	127	77	35
DF3015	-	127	69	20
DF3270	-	125	69	20
DF3260	-	134	72	25
DF2997	-	128	72	25

page 25 goose neck combination Amalfine™ door levers



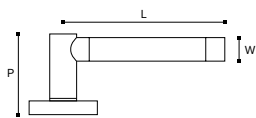
	C	L	P	W
DF3009	-	127	72	25
DF1941	-	128	70	21
DF1854	-	128	70	21
DF2988	-	127	69	20
DF3290	-	148	74	30

page 27 tone Amalfine™ door levers



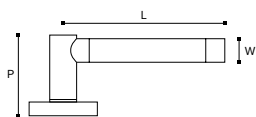
	C	L	P	W
P1930	-	142	64	28
P1931	-	130	64	28

page 28 recess Amalfine™ door levers



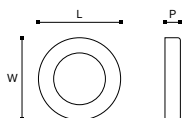
	C	L	P	W
P2702	-	125	62	19
P2771	-	135	62	19
P1440	-	122	62	21
P2670	-	125	62	21

page 29 recess Amalfine™ door levers



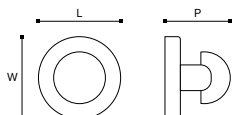
	C	L	P	W
P1333	-	125	62	19
P2856	-	123	62	19
P1019	-	125	62	19
P1015	-	125	62	19

page 30 turn and release sets and escutcheons



	C	L	P	W
S1424	-	52	10	52
S1672	-	52	10	52
S1421	-	52	10	52
S1422	-	52	10	52
S1426	-	52	10	52
S1428	-	52	10	52
S1450	-	58	10	58
S1478	-	58	10	58
S1423	-	52	10	52
S2764	-	52	41	52
S1630	-	52	41	52

page 31 turn and release sets



	C	L	P	W
S1420	-	52	41	52
S1046	-	52	36	52
S1042	-	52	41	52
S1041	-	52	36	52
S3010	-	52	41	52
S3043	-	52	36	52
S1071	-	58	41	58
S1076	-	58	36	58
HS1420	-	52	41	52
HS1042	-	52	41	52

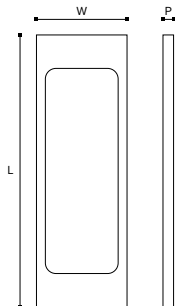
page 32 hardware

	C	L	P	W
X1123	-	-	43	49
X1125	-	-	75	41
X1124	-	-	35	25
X1126	-	126	-	35
X2046	-	-	55	34
X2596	-	-	82	35
X1121	-	203	-	19

page 33 pocket/sliding door hardware

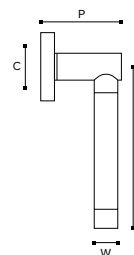
	C	L	P	W
S1954	-	70	3	70
S2829	-	70	4	70
S1407	-	124	-	19
S1955	-	178	3	57
S1920	-	245	2	35

page 35 recess leather door hardware



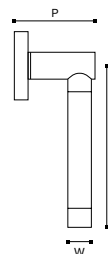
	C	L	P	W
C1954	-	70	3	70
R2829	-	70	4	70
R1955	-	178	3	57
R3123	-	256	4	94
R3150	-	250	4	70
C1959	-	245	2	35

page 36 lift and slide door handles



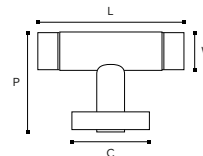
	C	L	P	W
S2898	80	240	68	32
R2696	80	240	68	32
R2846	80	240	68	32
R2962	80	240	68	32
R2661	80	240	68	32
R2749	80	240	68	32

page 37 tilt and turn window handles



	C	L	P	W
R1101	-	123	62	19
P1099	-	125	62	19
DF1329	-	127	72	25
S2545	-	125	62	19
DF2534	-	127	69	20
C2526	-	116	61	24
S2541	-	124	62	19
DF1391	-	127	77	35

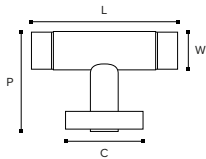
page 38 combination T-bar handles



	C	L	P	W
S1686	52	84	65	20
C1481	52	84	65	20
C1290	52	84	65	20
D2584	52	84	65	20
D1291	52	84	65	20
D1811	52	84	65	20
D1686	52	84	65	20

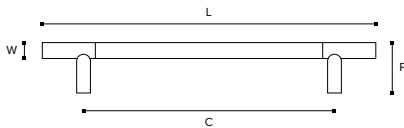
Dimensions

page 39 recess and solid T-bar handles



	C	L	P	W
S2017	52	82	65	19
R1913	52	82	65	19
R1911	52	82	65	19
P2017	52	82	65	19
P2359	52	82	65	19
P1912	52	82	65	19
P2361	52	82	65	19
P2230	52	82	65	19
P3408	52	82	65	19

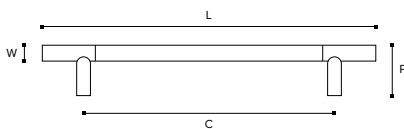
page 40 combination leather door pulls



	C	L	P	W
C1608	225	249	52	20
C1607	225	249	52	20
C1416	222	246	52	20
C1611	222	246	52	20

hand made centres may vary

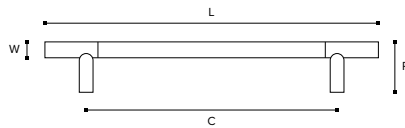
page 41 goose neck combination leather door pulls



	C	L	P	W
CF1416	268	288	59	20
CF1611	268	288	59	20
CF1608	247	267	59	20
CF1607	247	267	59	20

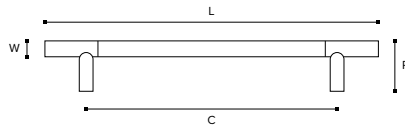
hand made centres may vary

page 44 recess leather door pulls



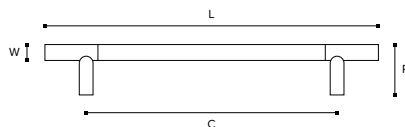
	C	L	P	W
R1072	200	225	65	25
R1072	300	325	65	25
R1072	400	425	65	25
R1067	200	225	65	25
R1067	300	325	65	25
R1067	400	425	65	25
R1074	200	225	65	25
R1074	300	325	65	25
R1074	400	425	65	25
R1068	200	225	65	25
R1068	300	325	65	25
R1068	400	425	65	25
R1592	226	245	48	25

page 45 recess leather door pulls



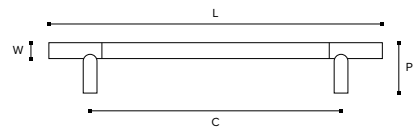
	C	L	P	W
R1073	200	300	60	19
R1073	300	400	60	19
R1073	400	500	60	19
R1069	200	300	60	19
R1069	300	400	60	19
R1069	400	500	60	19
R1075	200	300	65	25
R1075	300	400	65	25
R1075	400	500	65	25
R1070	200	300	65	25
R1070	300	400	65	25
R1070	400	500	65	25
R2598	500	620	78	32
R2598	1000	1120	78	32
R2598	1500	1620	78	32
R2645	500	620	78	32
R2645	1000	1120	78	32
R2645	1500	1620	78	32

page 47 recess leather door pulls



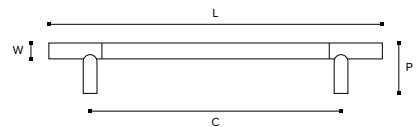
	C	L	P	W
R1120	300	350	65	22
R1120	400	450	65	22
R1133	300	350	65	22
R1133	400	450	65	22
R2235	200	222	63	16
R2235	300	322	63	16
R2235	400	422	63	16
R2077	200	228	63	22
R2077	300	328	63	22
R2077	400	428	63	22

page 48 hammered recess leather door pulls



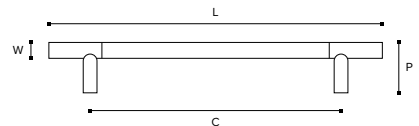
	C	L	P	W
HR1075	200	300	65	25
HR1075	300	400	65	25
HR1075	400	500	65	25
HR1070	200	300	65	25
HR1070	300	400	65	25
HR1070	400	500	65	25
HR2598	500	620	78	32
HR2598	1000	1120	78	32
HR2598	1500	1620	78	32
HR2645	500	620	78	32
HR2645	1000	1120	78	32
HR2645	1500	1620	78	32

page 49 hammered recess leather door pulls



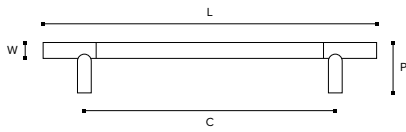
	C	L	P	W
HR1072	200	225	65	25
HR1072	300	325	65	25
HR1072	400	425	65	25
HR1067	200	225	65	25
HR1067	300	325	65	25
HR1067	400	425	65	25
HR1074	200	225	65	25
HR1074	300	325	65	25
HR1074	400	425	65	25
HR1068	200	225	65	25
HR1068	300	325	65	25
HR1068	400	425	65	25

page 50 solid door pulls



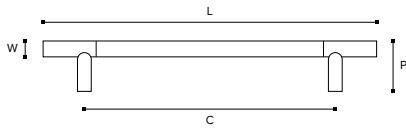
	C	L	P	W
SF1593	247	267	67	35
SF1600	247	267	59	20
S1593	225	249	59	34
S1600	225	249	52	20

page 51 hammered solid door pulls



	C	L	P	W
HS1600	225	249	52	20
HF1600	247	267	59	20
HS1340	300	400	65	25
HS1340	400	500	65	25
HS1340	500	600	65	25
S1340	300	400	65	25
S1340	400	500	65	25
S1340	500	600	65	25

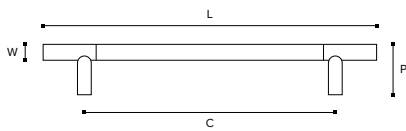
page 52 combination Amalfine™ door pulls



	C	L	P	W
D1593	223	247	59	34
D1600	227	251	52	20
D1920	225	249	53	20

hand made centres may vary

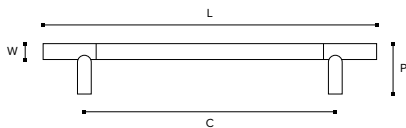
page 53 combination Amalfine™ door pulls



	C	L	P	W
D1059	217	241	55	25
D2631	225	249	52	20
D1959	225	249	53	20
D1858	213	237	52	20

hand made centres may vary

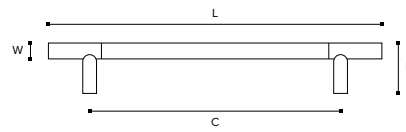
page 54 goose neck combination Amalfine™ door pulls



	C	L	P	W
DF1593	245	265	67	35
DF1600	247	267	59	20
DF1959	247	267	60	21
DF1920	247	267	60	21

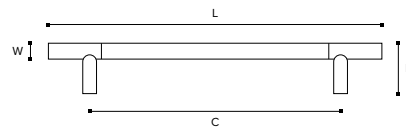
hand made centres may vary

page 55 goose neck combination Amalfine™ door pulls



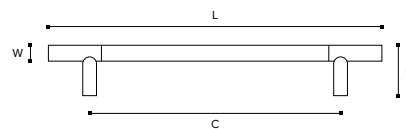
	C	L	P	W
DF1059	239	259	62	25
DF2631	247	267	59	20
DF1858	235	255	60	20

page 56 recess Amalfine™ door pulls



	C	L	P	W
P1340	200	300	65	25
P1340	300	400	65	25
P1340	400	500	65	25
P1076	200	300	65	25
P1076	300	400	65	25
P1076	400	500	65	25
P2645	200	300	65	25
P2645	300	400	65	25
P2645	400	500	65	25

page 57 recess Amalfine™ door pulls



	C	L	P	W
P2991	200	300	65	25
P2991	300	400	65	25
P2991	400	500	65	25
P1079	200	300	65	25
P1079	300	400	65	25
P1079	400	500	65	25
P2876	200	300	65	25
P2876	300	400	65	25
P2876	400	500	65	25

Index

Part Code	Page	Part Code	Page	Part Code	Page	Part Code	Page
C1000	13	DF2631	55	P2359	39	S1041	31
C1012	13	DF2988	25	P2361	39	S1042	31
C1013	13	DF2997	24	P2645	56	S1046	31
C1290	38	DF3009	25	P2670	28	S1071	31
C1414	13	DF3015	24	P2702	28	S1076	31
C1416	40	DF3025	24	P2771	28	S1332	19
C1481	38	DF3260	24	P2856	29	S1333	18
C1607	40	DF3270	24	P2876	57	S1340	51
C1608	40	DF3290	25	P2991	57	S1407	33
C1611	40	HF1600	51	P3408	39	S1420	31
C1954	35	HF3015	21	R1018	11	S1421	30
C1959	35	HR1018	15	R1020	11	S1422	30
C2526	37	HR1020	15	R1021	10	S1423	30
CF1416	41	HR1021	15	R1022	10	S1424	30
CF1607	41	HR1023	15	R1023	11	S1426	30
CF1608	41	HR1024	15	R1024	11	S1428	30
CF1611	41	HR1025	15	R1025	10	S1429	18
CF2987	13	HR1067	49	R1067	44	S1450	30
CF2992	13	HR1068	49	R1068	44	S1478	30
D1001	23	HR1070	48	R1069	45	S1526	18
D1002	22	HR1072	49	R1070	45	S1593	50
D1006	22	HR1074	49	R1072	44	S1600	50
D1059	53	HR1075	48	R1073	45	S1630	30
D1291	38	HR2598	48	R1074	44	S1672	30
D1332	22	HR2645	48	R1075	45	S1686	38
D1593	52	HS1022	21	R1101	37	S1920	33
D1600	52	HS1042	31	R1120	47	S1954	33
D1686	38	HS1332	21	R1133	47	S1955	33
D1811	38	HS1333	21	R1592	44	S2017	39
D1822	23	HS1340	51	R1911	39	S2037	18
D1858	53	HS1420	31	R1913	39	S2541	37
D1920	52	HS1526	21	R1941	10	S2545	37
D1931	23	HS1600	51	R1955	35	S2764	30
D1959	53	HS2037	21	R2030	10	S2829	33
D2005	23	HS5004	21	R2076	11	S2898	36
D2584	38	K1500	33	R2077	47	S3010	31
D2631	53	K2692	33	R2235	47	S3043	31
D3200	23	K2693	33	R2598	45	S3240	19
D3240	22	P1015	29	R2645	45	S5004	18
D3280	22	P1019	29	R2661	36	SF1593	50
DF1059	55	P1076	56	R2696	36	SF1600	50
DF1329	37	P1079	57	R2749	36	SF3015	19
DF1391	37	P1099	37	R2829	35	SF3023	19
DF1593	54	P1333	29	R2846	36	SF3260	19
DF1600	54	P1340	56	R2962	36	X1121	32
DF1854	25	P1440	28	R3073	11	X1123	32
DF1858	55	P1912	39	R3083	11	X1124	32
DF1920	54	P1930	27	R3123	35	X1125	32
DF1941	25	P1931	27	R3150	35	X1126	32
DF1959	54	P2017	39	S1002	19	X2046	32
DF2534	37	P2230	39	S1022	18	X2596	32



Shown here – P1912 in Black Bronze
and Bright Chrome.



Shown here - S5004 in Polished Nickel



printed on FSC paper using
vegetable based inks





Factory and Head Office

Turnstyle Designs Ltd

Baron Way
Roundswell Business Park
Barnstaple
Devon EX31 3TB
England

Tel: +44 (0)1271 325325

Email: sales@turnstyledesigns.com

www.turnstyledesigns.com

London Showroom

Turnstyle Designs Ltd

Unit 103, First Floor
Design Centre East
Chelsea Harbour
London SW10 0XF
England

Tel: +44 (0)203 489 1040

Email: sales@turnstyledesigns.com

www.turnstyledesigns.com

USA Office

Turnstyle Designs Inc

267 Thames Street, Box 4
Bristol, Rhode Island, 02809
USA

Tel: 877 288 4642

Email: us-support@turnstyledesigns.com

www.turnstyledesigns.com